

How To Report

Editable version

SpeakUp Introduction

SpeakUp[®] is a service enabling you to report serious breaches that would otherwise not be reported, in complete anonymity. You can do this either via the website, by using the SpeakUp[®] app or by phone, without the interference of a human operator.

SpeakUp[®] is available **24** hours per day and **365** days a year. Therefore, you can use SpeakUp to leave a message or check for a response any time.

The service is operated by a third party, **SpeakUp**, an independent Dutch company based in Amsterdam, the Netherlands, and founded in 2004. **SpeakUp** is responsible for processing all messages.

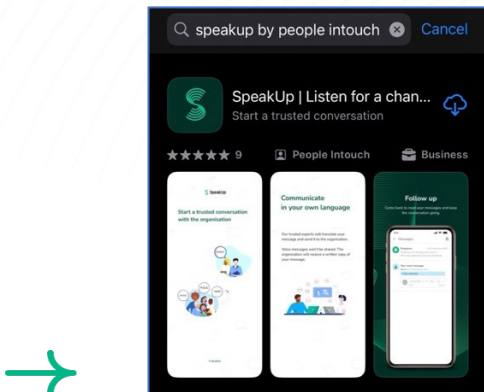
How to leave a report

Via Web

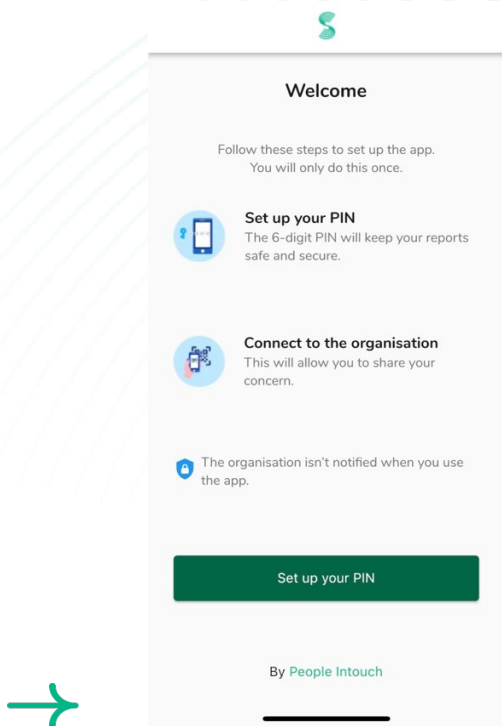
1. Visit the SpeakUp webpage with the URL: <https://goto.speakup.report/volkswagen>
2. Click on '+ New report' to start a trusted conversation.
In case you already have an open report, select 'Log in'.
3. Select the language in which you want to leave your message.
4. Note down your unique 'Report number' and create a password for your report.
You will need these to check back for a response later.
5. Type your message.
You can upload attachments via the clip icon found in the top-right corner.
6. Click 'Send message' and your message and attached files will be processed.
7. You have the option to leave your email if you'd like to be notified when there is a response.
After adding your email, you'll be asked to type the verifying code sent to the provided email address.

Via the SpeakUp App

1. Download the 'SpeakUp by People Intouch' app from the App Store/Google Play or scan the QR code.



2. Open the App



3. Click on 'Set up your PIN' and enter a 6 digit code.

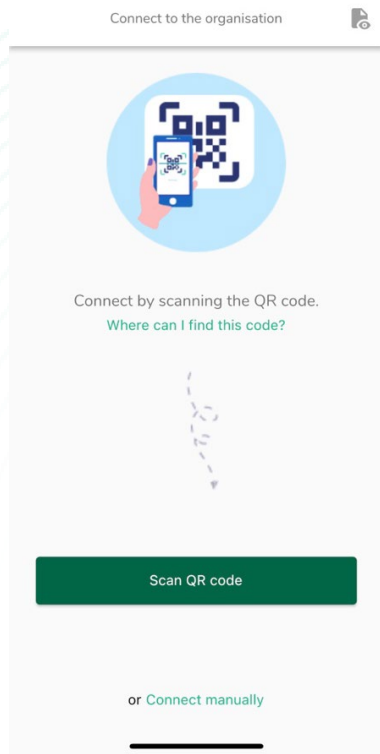


You will need to enter this PIN each time you open the App. If you forget your PIN, you need to re-install the App and set up a new one. If so, you will lose access to your ongoing open reports.

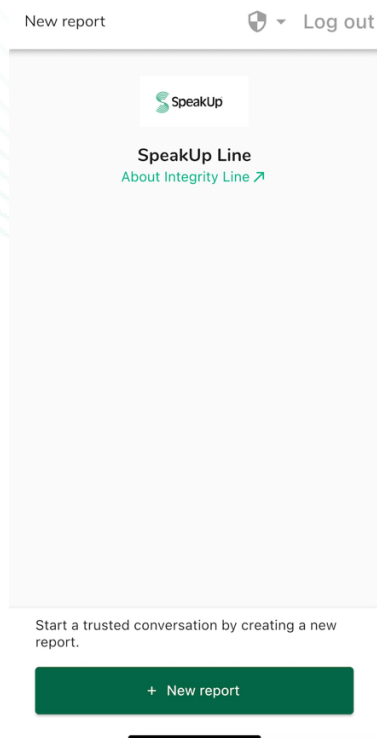
4. The App will ask you to connect to your organisation by scanning the QR code. Alternatively you can enter the organisation code by clicking on the 'Connect Manually' button on the bottom of the page.



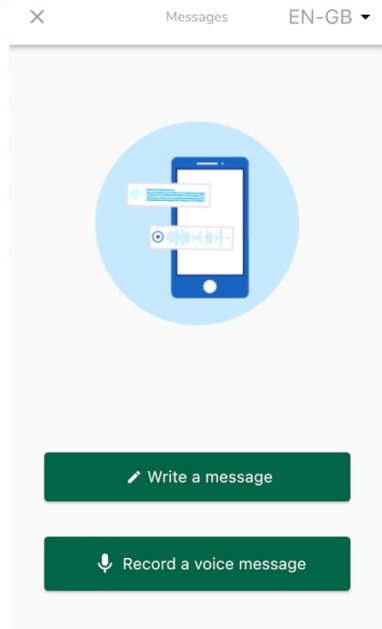
The Organization Code for **Volkswagen** is: **122203**.



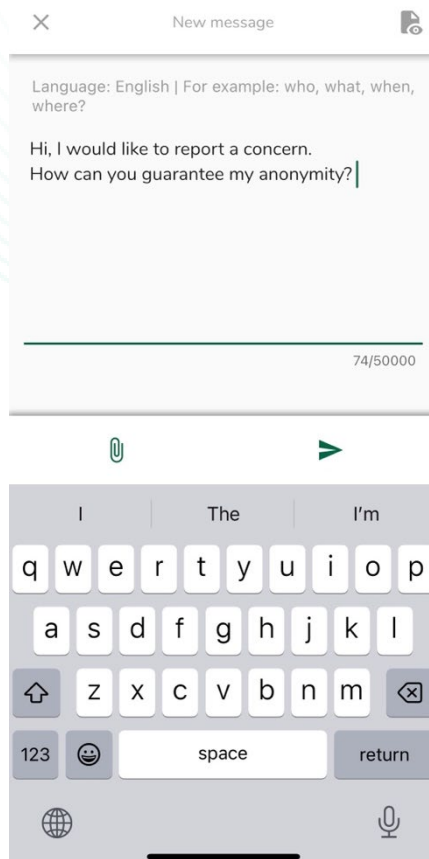
5. Press the '+ New report' button to start a trusted conversation.



6. You'll be asked to answer some initial questions about the incident. Click "New report" to proceed.
7. You have two options to submit your report now: You can write a message OR record a voice note (only a transcript of that voice recording will be transmitted to the Whistleblower System).



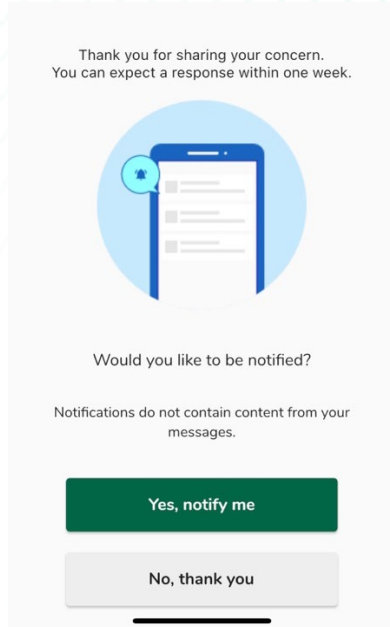
8. After typing your message, press the arrow icon to send it. Feel free to upload additional documentation (up to 25 items).



9. After sending your message you can expect a reply within one week.



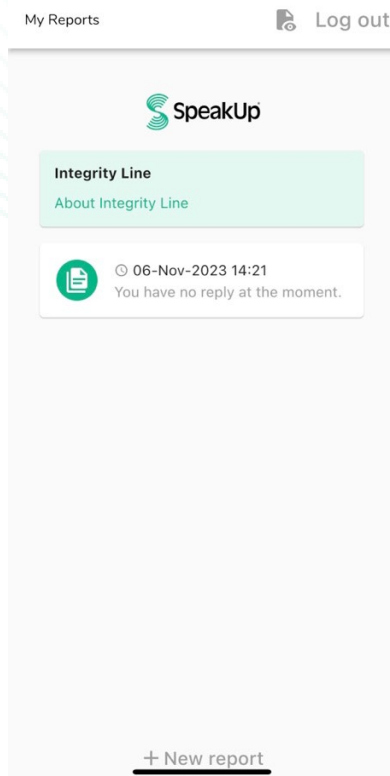
You can opt to be notified by the app of any responses.





10. When you log back in you will see if there are any new responses from the organisation.



If you have a different concern to report, you can do so by clicking '+New report'.



Via Phone

1. For Germany use the phone number: **0800 1818 952**
2. The voice prompts will guide you through the following steps:
 - I. For reports concerning **Volkswagen**, please use the organisation code **122203**.
 - II. Select your language
 - III. You will receive a unique 'Report number'
 Write this down carefully as you will need it to be able to call back and hear a response to your report.
 - IV. Choose a 4 digit PIN code
 Remember it so that you can log back in later
 - V. After the tone simply speak your message
 - VI. Once done, press 1 or simply hang-up
 - VII. You can expect a response within one week. Make sure to call back with your Report number and PIN to check for a response.



SpeakUp[®]

Listen for
a change.

info@speakup.com

+31 (0)20 662 15 45

Olympisch Stadion 6, 1076 DE

www.speakup.com